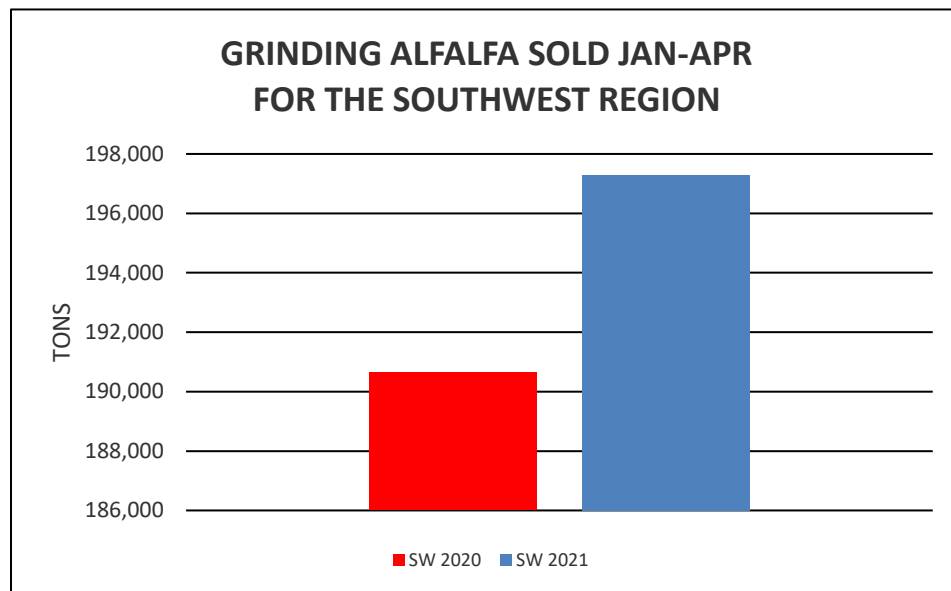
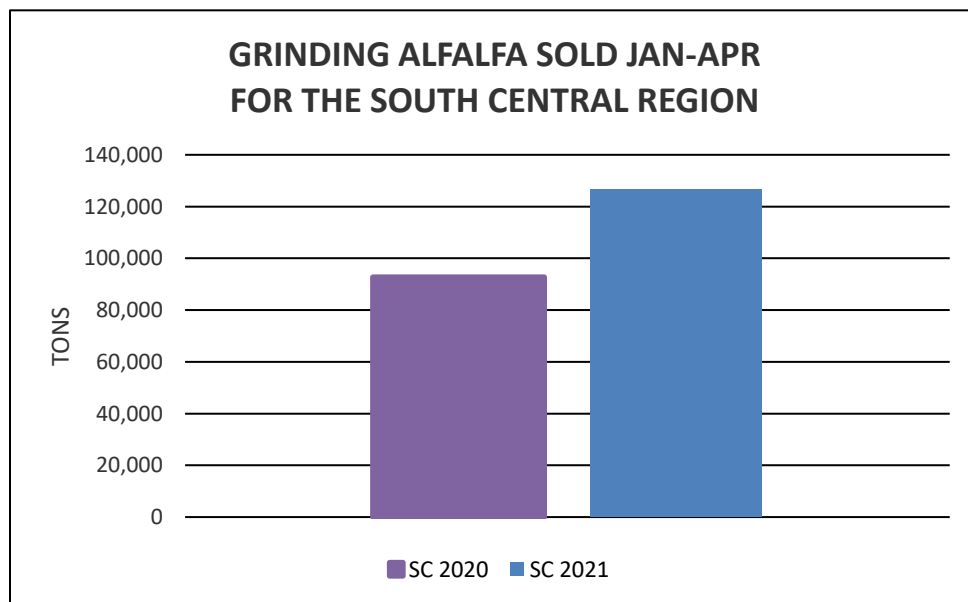


## ALFLAFA

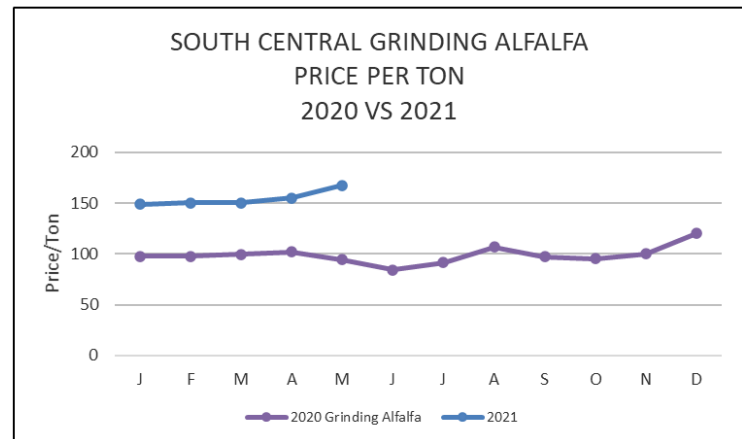
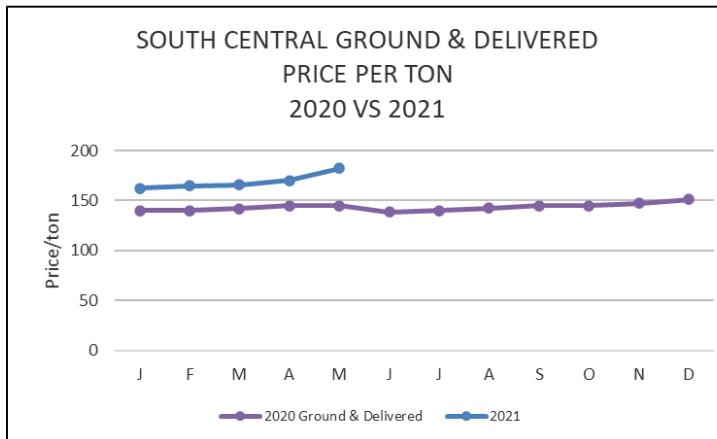
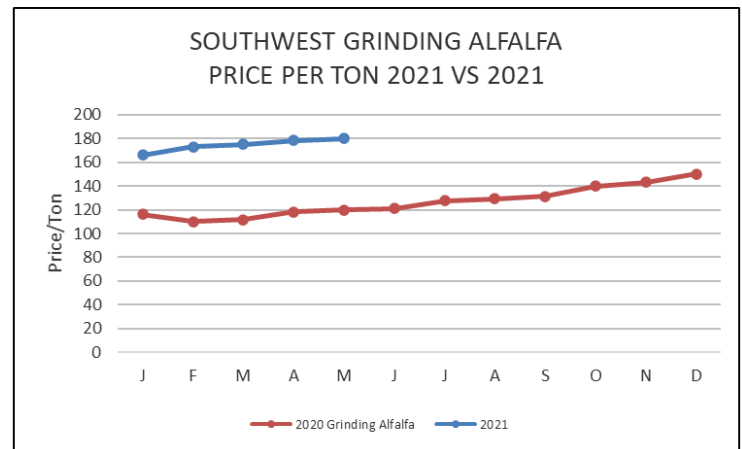
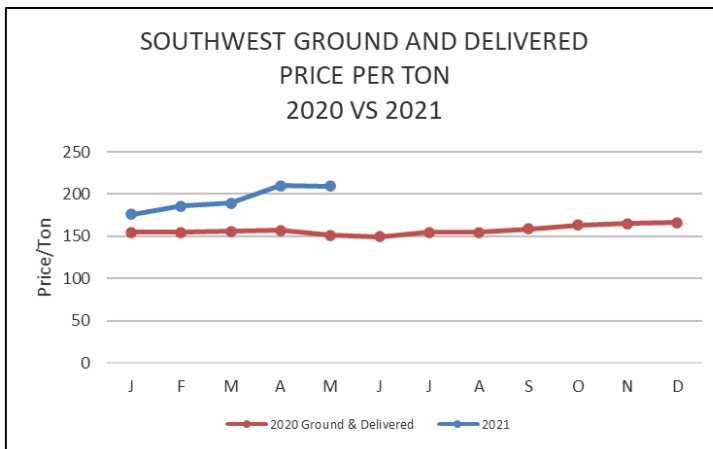
Hay market prices were steady for alfalfa and mostly steady for grass hay. Demand is good for alfalfa on limited supply. Folks are waiting to get in the hay field, but rainy and cool weather continued across the state and has kept them from getting new crop baled up. Producers state that many alfalfa fields are starting to bloom and looks heavy and very mature. Lots of inquiries for new crop hay have been reported from both in state and out of state buyers, as everyone seems to be short on inventory. According to the US Drought Monitor for the week of May 25th, a swath of 1.5 to 3 inches (locally more) of rain fell from western North Dakota southward to eastern Colorado and northwestern Kansas, resulting in reductions in D0 (abnormally dry) and D1 (moderate drought) for those regions. For Kansas abnormal dryness (D0) decreased to 26%, and no moderate drought (D1) or severe drought (D2) was reported.



Total tons of grinding alfalfa sold in the southwest region so far for 2021 was **197,297 tons**, up **6,656 tons** or **3.5%** from 2020 (includes ground and delivered).



Tons of grinding alfalfa sold in the south-central region was **152,305 tons**, up **40,284 tons** or **36%** from 2020.



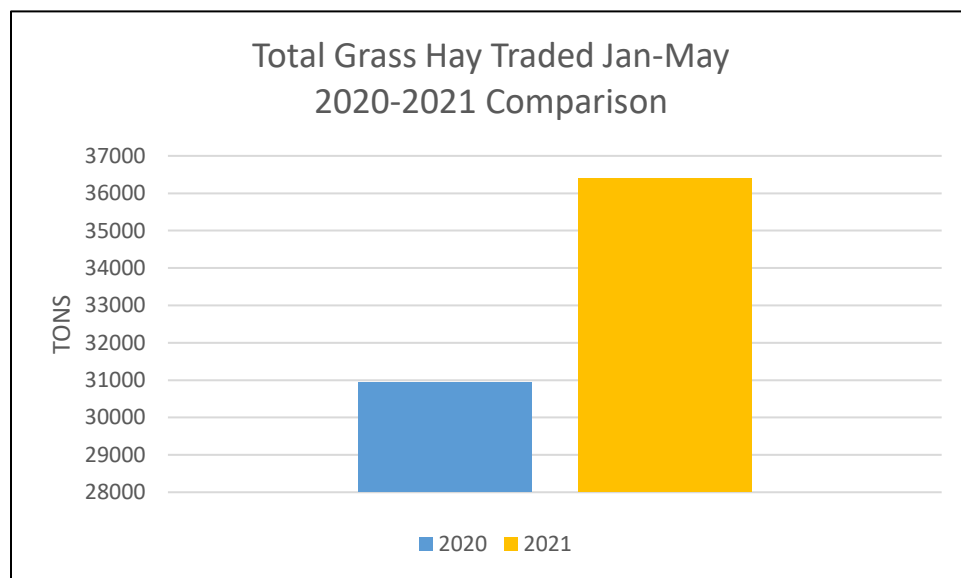
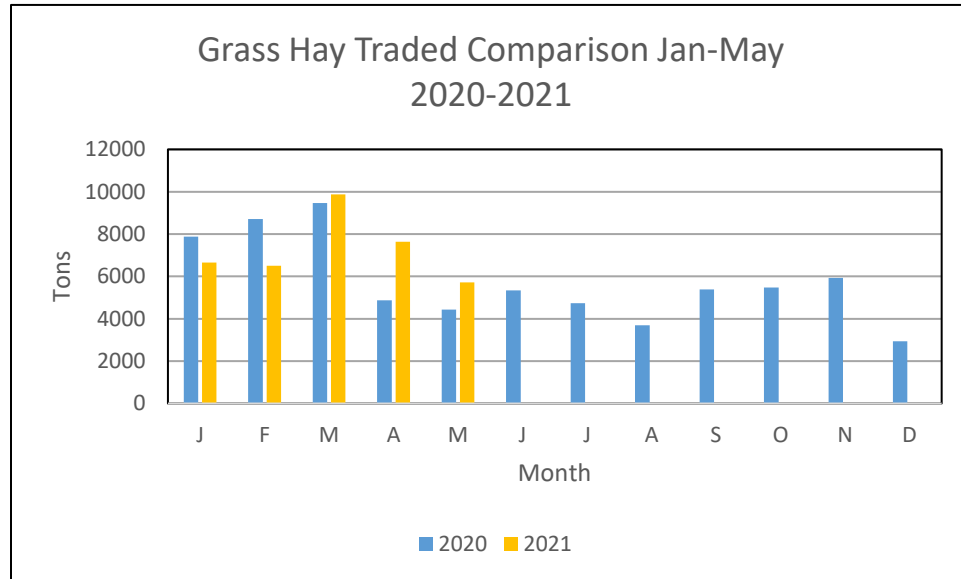
A wide discrepancy in price between the southwest and south-central regions for alfalfa continues so far this year, which was created in 2020 by the extremely dry weather conditions. Southwest and South Central 2021 grinding hay and ground and delivered alfalfa are also higher than a year ago. South Central grinding alfalfa in the bale is currently up **\$74.00** while ground and delivered is up **\$38.00** while Southwest grinding hay in the bale is currently **\$60.00** higher and ground and delivered is **\$58.00** higher than a year ago.

#### **CURRENT AVERAGE PRICE FOR KANSAS ALFALFA**

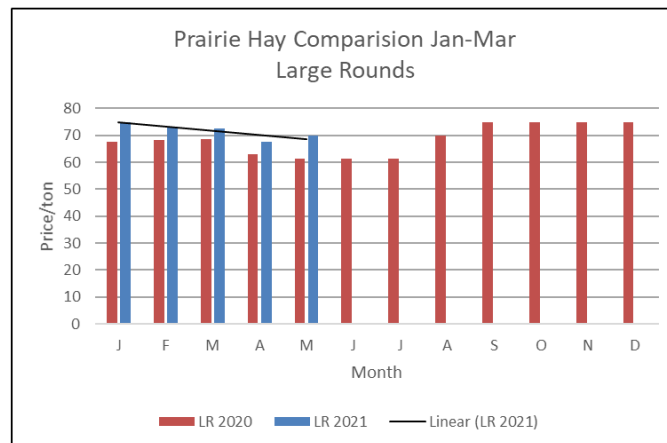
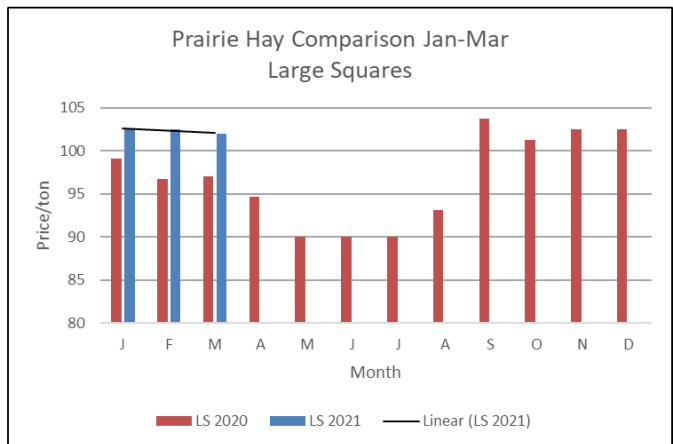
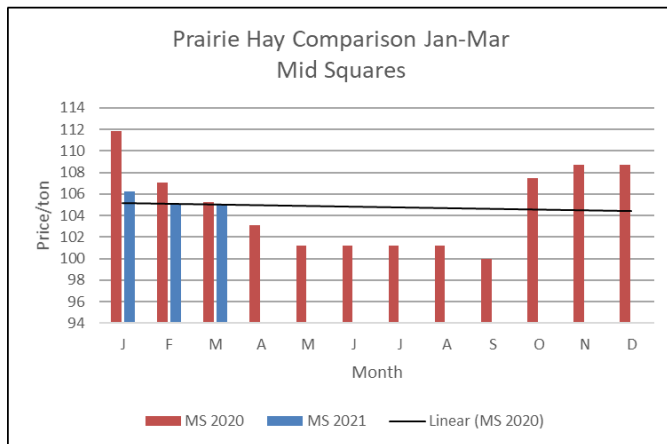
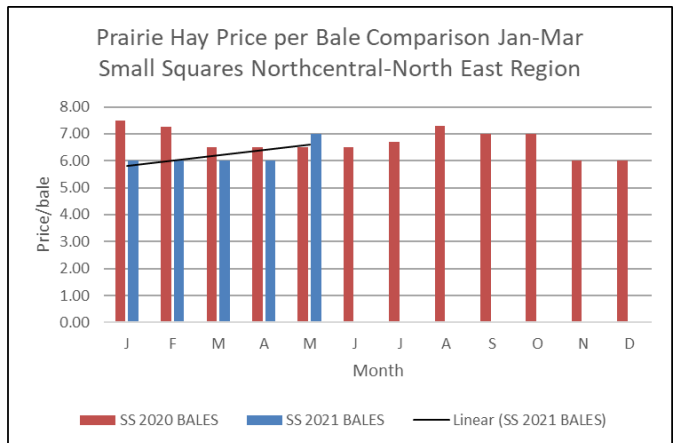
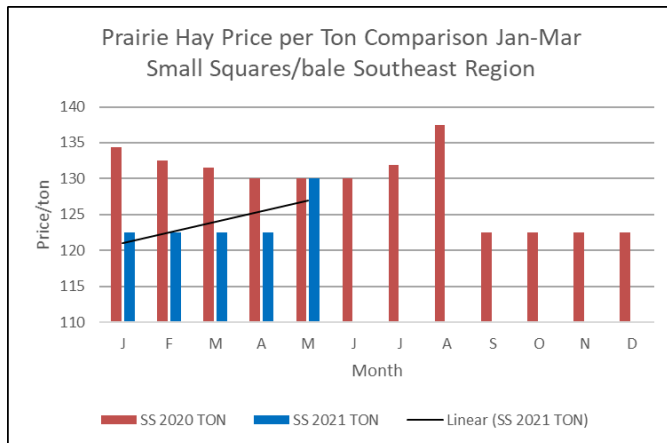
REGION	SUPREME 185+ RFV	PREMIUM 170-185 RFV	GRINDING ALF	GROUND & DELV
<b>SOUTHWEST</b>	185-237	170-195	180-190	195-220
<b>SOUTH CENTRAL</b>	185-225	170-195	160-175 delv.	175-190
<b>SOUTHEAST</b>	1.00- 1.05/PT	1.00- 1.05/PT	140-160	-----
<b>NORTHWEST</b>	1.00/PT	1.00/PT	135-145	----
<b>NORTH CENTRAL-NORTHEAST</b>	185-237	170-195	120-145	160-170

## GRASS HAY

Grass hay fields are greening up nicely and cattle have been turned out. Prairie hay is short and needs some sunshine and warm weather for it to really take off. Brome looks great and folks will be ready to cut when it dries out a bit. Movement and demand have slowed as cattle move to grass; however, March, April and May 2021 saw more grass hay usage than 2020. Overall, total grass hay traded in 2021 has increased over 2020 by **5,466 tons**.



Price of grass hay is trending down, **except** for small squares which remain steady 10.00 higher. Prices for large squares and large rounds of prairie hay remain above 2020 price but are falling as we get nearer to the summer. Mid squares have remained steady, while large squares and large rounds have been running, on average \$10.00 higher. Carryover grass hay is expected, although barns are emptying out.



## CURRENT PRICING FOR PRAIRIE HAY

REGION	Prairie Hay Small Squares Average	Prairie Hay 3x3 Squares Average	Prairie Hay 3x4 Squares Average	Prairie Hay 4x4 Squares Average	Prairie Hay Large Rounds
Southeast	125-15	100-120	90 -115	90 - 115	60-70
North Central/Northeast	6.00-7.00	*N/R	105	100	60-70

The Kansas Hay Market Report is of vital importance to both in-state and out-of-state producers, brokers, feed mills, feed yards, farmers, and ranchers. It provides current, up-to-date pricing that comes straight from the producers and buyers themselves. Approximately 100 contributors are contacted on a weekly or semi-weekly basis and they provide the most current information on the products they have bought and sold. Without those contributors, the Kansas Hay Market Report would not exist. The Kansas Department of Agriculture is always looking for new contributors, especially in the northwest region, and we invite you to join them. It doesn't take much time and calls are made at your convenience. If you would like to become an important part of the team, please contact Kim Nettleton at 785-564-6709 or email her at [kim.nettleton@ks.gov](mailto:kim.nettleton@ks.gov).