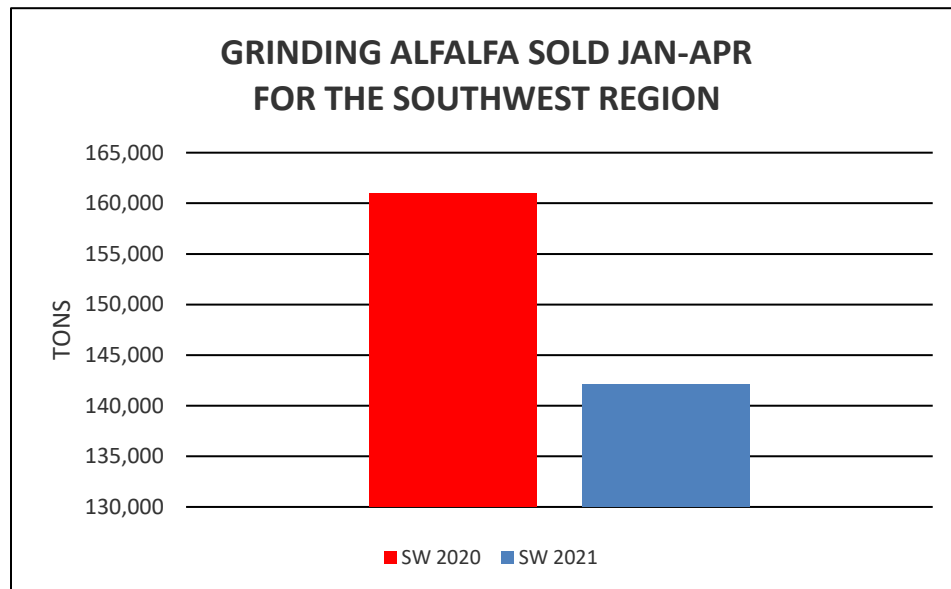
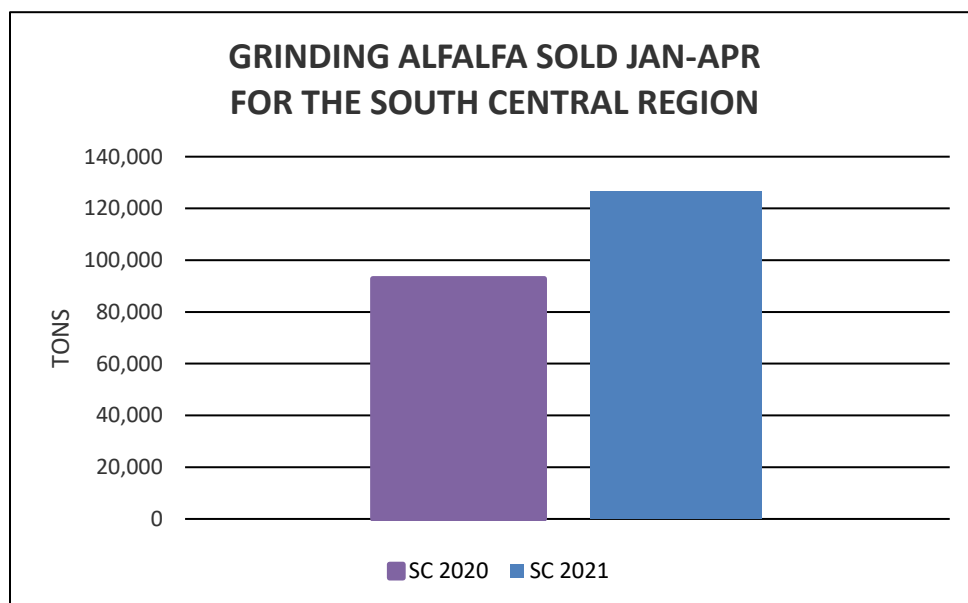


ALFLAFA

After a slight bump up in alfalfa price at the first of the month, hay prices settled down and remained steady for the rest of the month. Alfalfa fields grew rapidly with warm and sunny days, but producers battled weevil and aphids, some of whom have sprayed twice already. A cold snap at the end of the month brought snow and below freezing low temperatures. Producers are assessing any damage that may have occurred and anticipate a bit of a setback on first cutting.

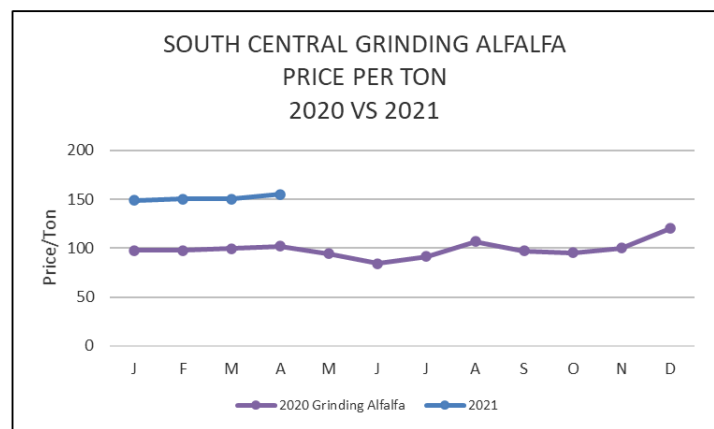
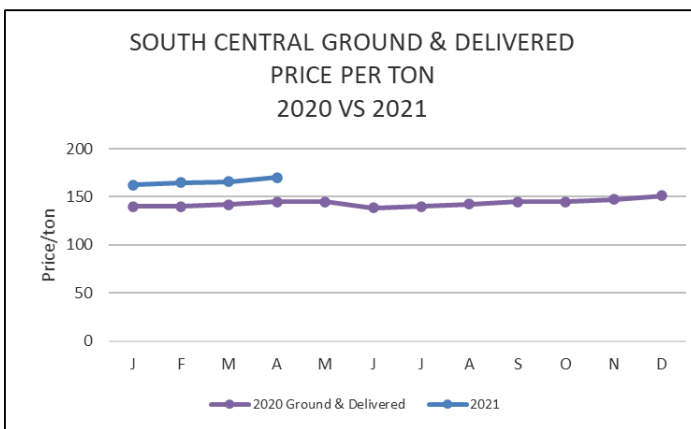
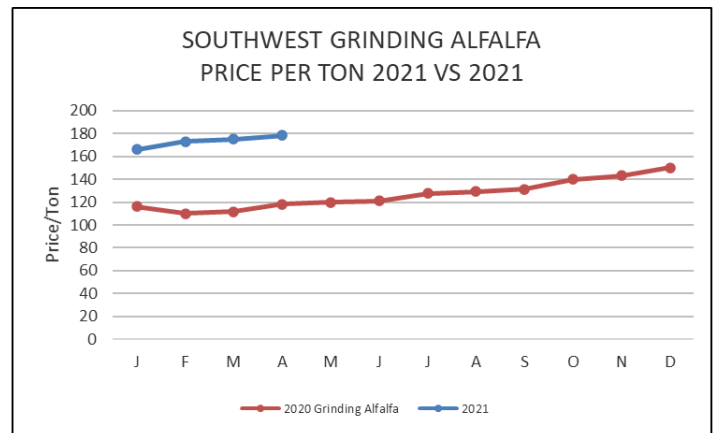
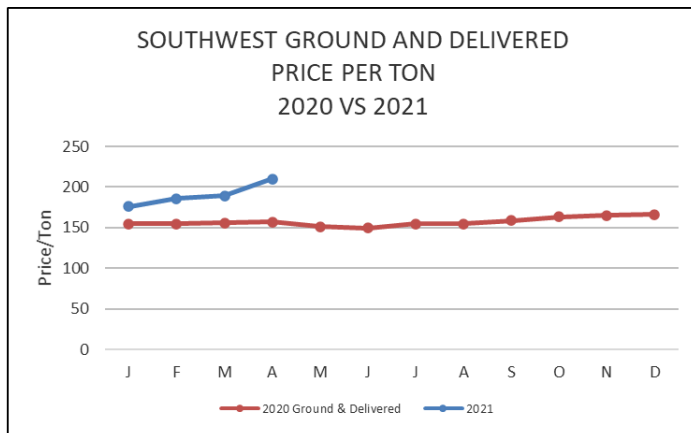


Total tons of grinding alfalfa sold in the southwest region so far for 2021 was **142,125** tons, **down 18,873** tons or **12%** from 2020 (includes ground and delivered).



Tons of grinding alfalfa sold in the south-central region was **126,474** tons, **up 33,670** tons or **36%** from 2020.

A wide discrepancy in price between the southwest and south-central regions for alfalfa continues so far this year, which was created in 2020 by the extremely dry weather conditions. Southwest and South Central 2021 grinding hay and ground and delivered alfalfa are also higher than a year ago. South Central grinding alfalfa in the bale is currently up **\$55.00** while ground and delivered is up **\$25.00** while Southwest grinding hay in the bale is currently **\$55.00** higher and ground and delivered is **\$55.00** higher than a year ago.

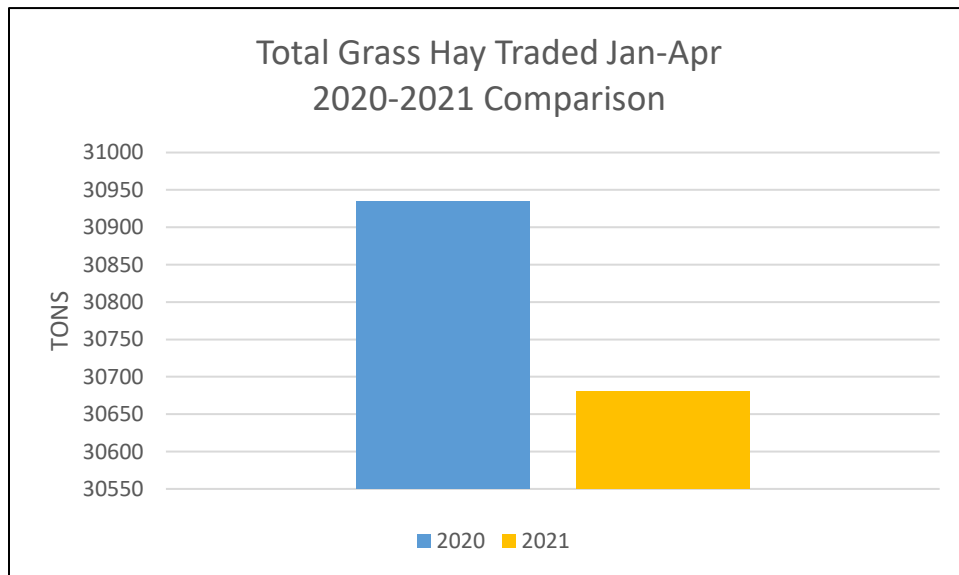
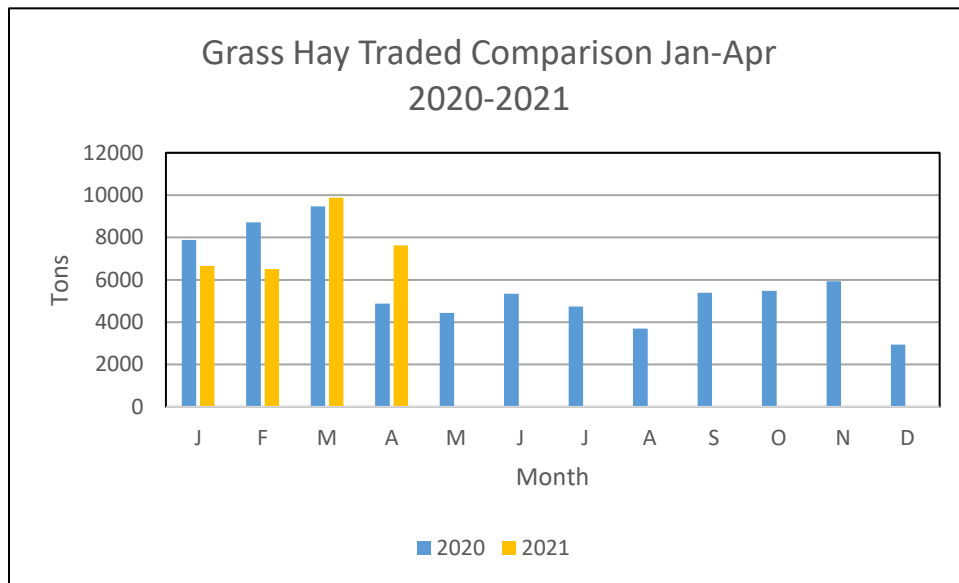


CURRENT AVERAGE PRICE FOR KANSAS ALFALFA

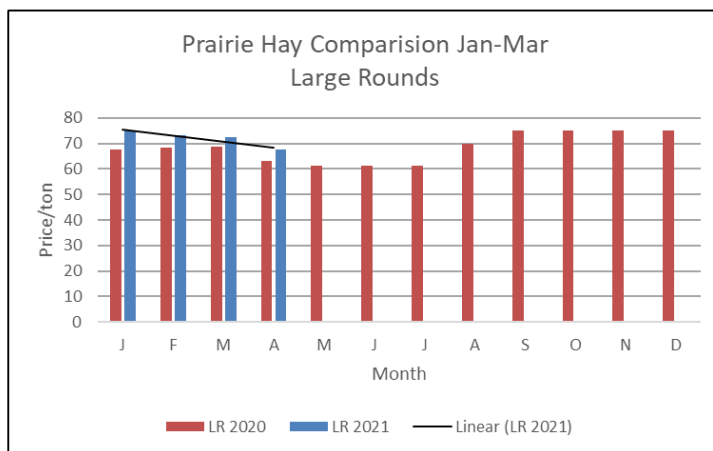
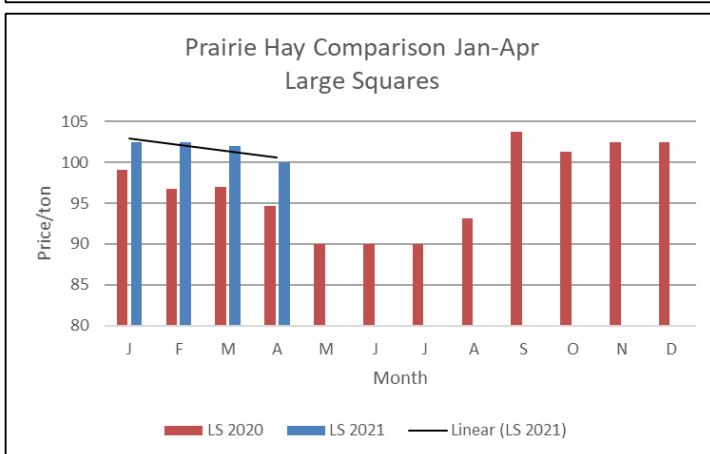
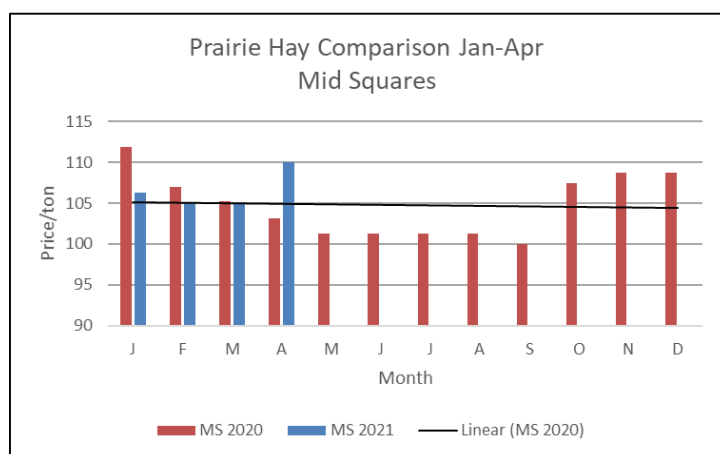
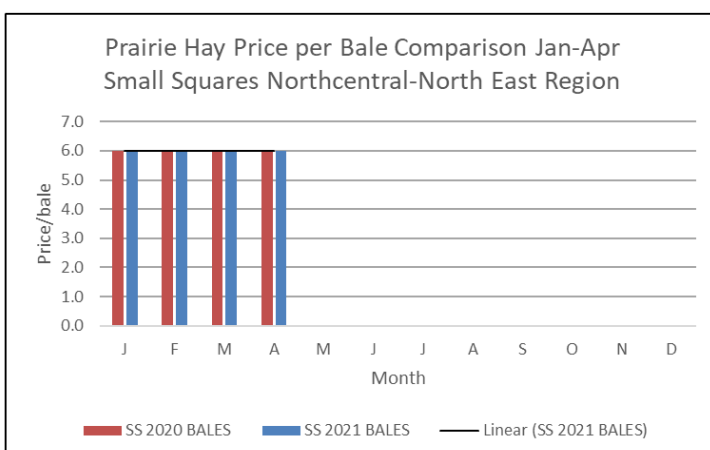
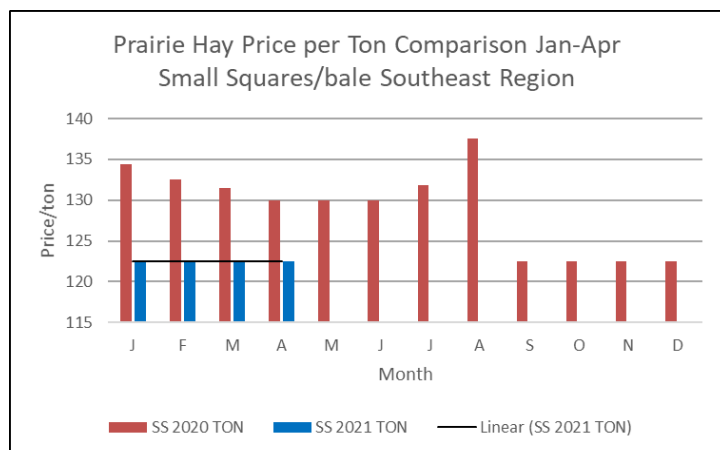
REGION	SUPREME 185+ RFV	PREMIUM 170-185 RFV	GRINDING ALF	GROUND & DELV
SOUTHWEST	185-237	170-195	170-180	200-220
SOUTH CENTRAL	185-225	170-195	150-160	165-175
SOUTHEAST	1.00- 1.05/PT	1.00- 1.05/PT	135-145	-----
NORTHWEST	1.00/PT	1.00/PT	130-140	----
NORTH CENTRAL-NORTHEAST	185-237	170-195	120-130	155-165

GRASS HAY

Grass hay fields are greening up nicely and cattle will be turned out soon if they have not been moved already. Movement and demand have slowed as cattle move to grass; however, March and April 2021 saw more grass hay usage than 2020. Overall, total grass hay traded in 2021 trails the previous year by **254 tons**.



Price of grass hay is trending down, except for small squares which remain steady. Carryover grass hay is expected. Prairie hay prices have been lower in 2021 than the previous year for small squares and mid squares. However, large squares and large rounds have been running, on average \$5.00 higher.



On average, prairie hay remained down \$8.00 for small squares, is up \$9.00 for mid squares, is up \$5.00 for large squares and up \$5.00 for large rounds.

CURRENT PRICING FOR PRAIRIE HAY

REGION	Prairie Hay Small Squares Average	Prairie Hay 3x3 Squares Average	Prairie Hay 3x4 Squares Average	Prairie Hay 4x4 Squares Average	Prairie Hay Large Rounds
Southeast	120-125	100-120	90 -120	90 - 110	60-70
North Central/Northeast	5.50- 6.50/bale	*N/R	105	100	60-90

The Kansas Hay Market Report is of vital importance to both in-state and out-of-state producers, brokers, feed mills, feed yards, farmers, and ranchers. It provides current, up-to-date pricing that comes straight from the producers and buyers themselves. Approximately 100 contributors are contacted on a weekly or semi-weekly basis and they provide the most current information on the products they have bought and sold. Without those contributors, the Kansas Hay Market Report would not exist. The Kansas Department of Agriculture is always looking for new contributors, especially in the northwest region, and we invite you to join them. It doesn't take much time and calls are made at your convenience. If you would like to become an important part of the team, please contact Kim Nettleton at 785-564-6709 or email her at kim.nettleton@ks.gov.